



# DNH

HEAD OFFICE, NORWAY

**DNH AS**

Phone..... + 47 35 98 56 00

Fax..... + 47 35 98 56 10

E-mail..... dnh@dnh.no

Web-Site..... www.dnh.no

ENGLAND

**DNH WW Ltd**

Phone..... + 44 1908 275 000

Fax..... + 44 1908 275 100

E-mail..... dnh@dnh.co.uk

GERMANY

**DNH GmbH**

Phone... + 49 040 6569 30-0

Fax..... + 49 040 6569 30-30

E-mail..... dnh@dnh.de

USA

**DNH Speakers Inc**

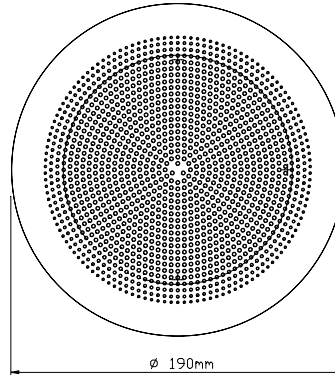
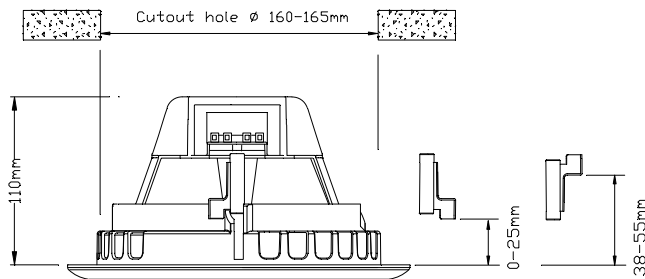
Phone..... + 1 484 494 5790

Fax..... + 1 484 494 5793

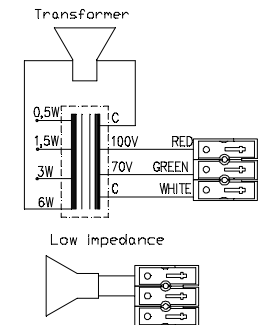
E-mail..dnh@dnhspeakers.com

ISO 9001 CERTIFIED

## BP-560(T)



### CIRCUIT DIAGRAM



**70/100 Volt combined transformer**  
Primary connections

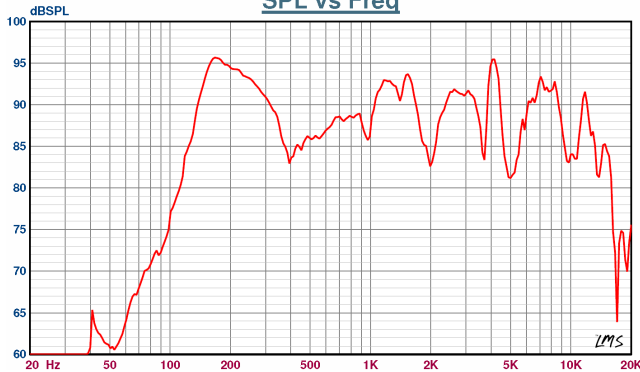
White : Green 70 V  
White : Red 100 V

**Secondary nominal tappings**

C : 6W	6,0 W
C : 3W	3,0 W
C : 1,5W	1,5 W
C : 0,5W	0,5 W

### Sound pressure levels at 1W/1m w/P-5/15 T

#### SPL vs Freq



### Specifications

Material / Color	PA / ABS / RAL9010
Mounting	Hooks
Termination	Spring clamps
Weight w/transformer	0,73 kg
Max. / min. amb. temp	90°C / -20°C
Rated power	6 W
SPL 1W/1m	90 dB
SPL rated power	97 dB
Effective freq. range	120 – 20000 Hz
Dispersion (-6dB) 1kHz / 4kHz	160° / 55° (baffle)
Options	Impedances, colors, labels

### Installation, Operation and Maintenance Procedures

- Install ring into the cutout hole, screw the screws connected to the three hooks clockwise until the ring is fixed to the ceiling.
- Connect to terminal (70V or 100V) and select required tapping on the transformer.
- Turn the grill gently clockwise within the ring until it stops.
- Hooks can be mounted both ways, see drawing at top of the page.
- For optimum performance, always use the correct voltage / power and operate within the frequency limits as stated.
- Do not open loudspeaker when energized.
- This loudspeaker is supplied with two years warranty against defective workmanship.

DNH reserves the right to alter specifications without notice

