



# DNH

HEAD OFFICE, NORWAY  
DNH AS

Phone..... + 47 35 98 56 00  
E-mail..... dnh@dnh.no  
Web-Site..... www.dnh.no

ENGLAND

DNH WW Ltd

Phone..... + 44 1908 275 000  
Fax..... + 44 1908 275 100  
E-mail..... dnh@dnh.co.uk

GERMANY

DNH GmbH

Phone... + 49 040 6569 30-0  
Fax..... + 49 040 6569 30-30  
E-mail..... dnh@dnh.de

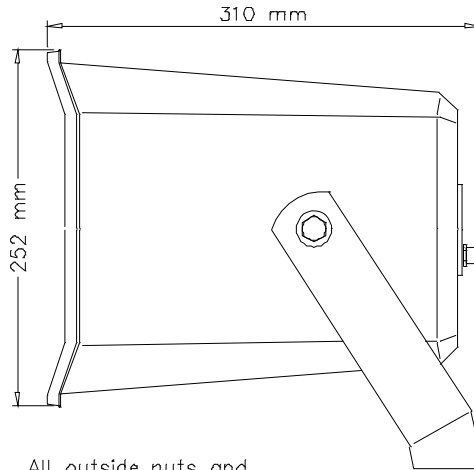
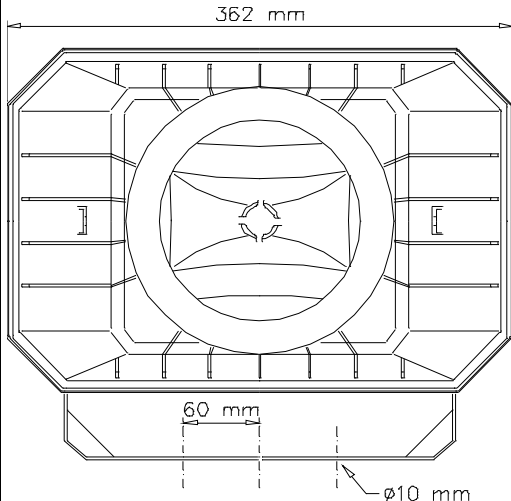
USA

DNH Speakers Inc

Phone..... + 1 484 494 5790  
Fax..... + 1 484 494 5793  
E-mail..... dnh@dnhspeakers.com

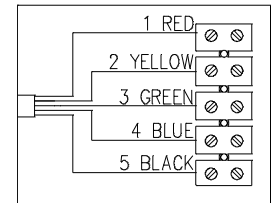
ISO 9001 CERTIFIED

## MH-30(T)



All outside nuts and screws in stainless steel

CONNECTION DIAGRAM

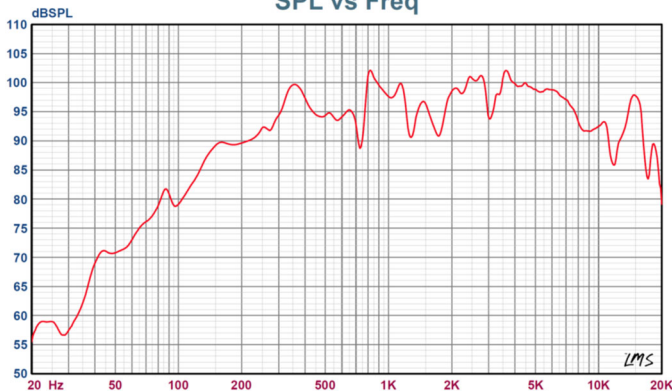


Cable gland  
M-12  
(2,5-6,5mm)

100V transformer  
Primary nominal  
tappings

Red	Yellow	30,0 W
Yellow	Green	15,0 W
Green	Blue	7,5 W
Red	Green	5,5 W
Yellow	Blue	2,7 W
Red	Blue	2,0 W
Red	Black	8 Ω

Sound pressure levels at 1W/1m  
SPL vs Freq



Specifications

Material / Color	ABS, Polypropylene / RAL 7035
Mounting	Aluminum bracket
Termination	Screw terminal
Weight w/transformer	3,9 kg
IP-rating	55
Max. / min. amb. temp	90°C / -40°C
Rated power	30W
SPL 1W/1m	102 dB
SPL rated power	116 dB
Effective freq. range	140 – 16000 Hz
Dispersion (-6dB) 1kHz / 4kHz	65° / 30°
Options	Impedances, colors, labels

### Installation, Operation and Maintenance Procedures

- Unscrew lid, lead cable through cable gland and connect to terminal according to required power or 8Ω red : black.
- Tighten cable gland and fasten termination chamber lid with a torque of 1-2 Nm to assure IP grade.
- Fasten the bracket to wall or ceiling with three screws.
- To change the position of the loudspeaker, please adjust the bracket (by loosening / tightening the screws) as required.
- For optimum performance, always use the correct voltage / power and operate within the frequency limits as stated.
- Do not open loudspeaker when energized.
- This loudspeaker is supplied with two years warranty against defective workmanship.

DNH reserves the right to alter specifications without notice.

